



# TOP 20



# GOVERNORS APPROVAL RATING 2023

# METHODOLOGY

## DESIGN



National Quantitative survey

STEP 03



## POPULATION

Kenyan adults aged 18+, who are registered voters

STEP 02



## SAMPLE SIZE

4,801

## SAMPLING METHODOLOGY



Random, Multi-stage stratified sampling using PPS (proportionate to population size)

STEP 03



## ALL 47 COUNTIES COVERED

Proportionate to voter population

STEP 02



## DATA COLLECTION METHODOLOGY

Face-to-Face interviews at the household level

## DATES OF FIELDWORK



14<sup>th</sup> – 31<sup>st</sup> August

STEP 03



## MARGIN OF ERROR

+/- 1.254% at 95% confidence level – National Varied at regional level (Av. +/- 5%) (Note: Higher error-margins for regional samples)

STEP 02



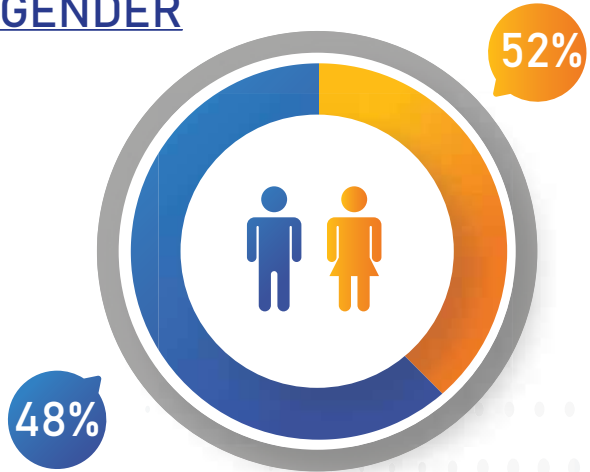
## DATA ANALYSIS

Total level, key demographics (Setting, gender and age)

Counties further grouped into 12 regions for more robust analysis  
Weights applied: Registered voters per county, Gender, Age and Setting

# DEMOGRAPHICS

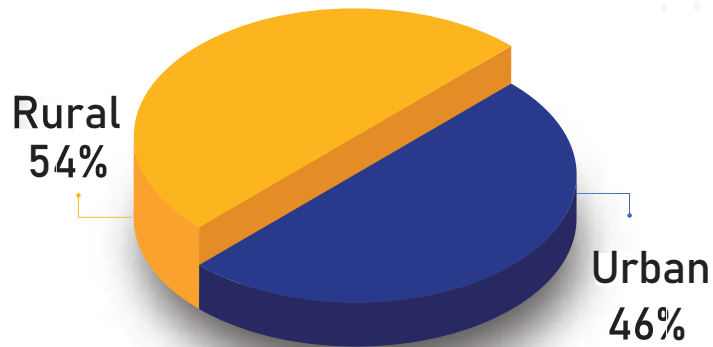
## GENDER



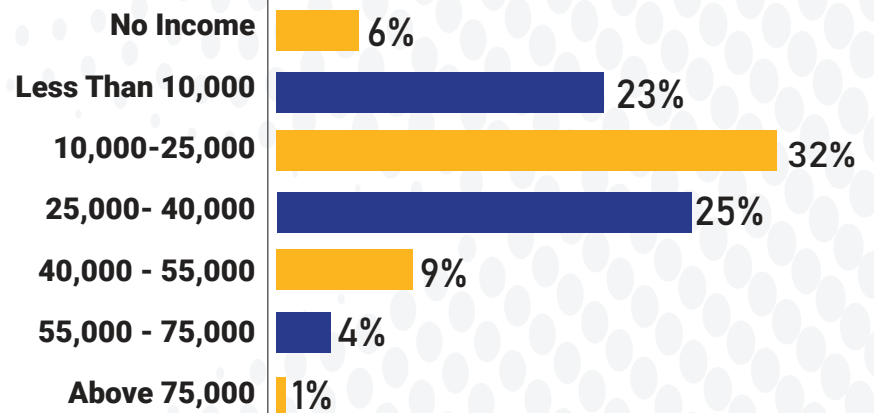
## AGE



## SETTING



## LEVEL OF INCOME





# KEY FINDINGS

## Summary of findings

# KEY FINDINGS

**Kenyans share different perspectives on their assessment of county government leadership and want more involvement in key county affairs.**

**1**

**Most Kenyans (76.2%) find it difficult to participate in key county activities and access information on county budgets, legislation, and project plans.**

**2**

**62.7% have confidence in their county leadership and approve of their performance.**

**3**

**71.9% of Kenyan electorates trust their governors than their county assemblies.**

**Trust ratings are higher in rural (78.9%) than urban areas. (21.1%)**

**4**

**6 out of 10 Kenyans (60%) perceive the county governments as having handled the fight against corruption "averagely"**

**5**

**A majority (56%) believe that the newly elected county government is better able to fight corruption than the previous government.**

**6**

# SAMPLING AND DATA WEIGHTING

---

Fieldwork for this survey was conducted between 14<sup>th</sup> – 31<sup>st</sup> August 2023. It being the second County Approval Rating survey, it is important to make the methods by which the data was obtained and the results calculated and analyzed as clear as possible. These include especially the following:

- The spatial-geographic allocation of the total sample was based on the most recent voter registration data provided by the IEBC.
- Following random household selection within the determined Sampling Points, any household member above 18 years of age who was encountered was asked to provide the (first) names of all household members known to be registered voters.
- The process of random respondent-selection was then employed based on those adult household members identified as being registered voters (with only one member per household being eligible for interviews).
- At the start of the interview, the selected household member was asked to confirm that he/she is in fact a registered voter. If not, the interview was terminated.
- Those with whom the interview continued, were then asked to provide the name of their Ward, Constituency & County. If they could/would not, the interview was similarly terminated.

Data was collected using smartphone devices where the **KoboCollect** Data collection software was employed. All the respondents were shown how the software works when keying in data for transmission purposes. Also, the respondents were assured that their information would remain confidential and Politrack Africa wouldn't share the data with third parties.

When the question about their intended County's Approval Rating was asked, the respondents were invited to enter their response confidentially, so that the interviewer would not know what rating they had keyed in. (About two-thirds of all respondents did so, with the rest asking the interviewer to do this for them).

Politrack Africa believes that this opportunity for such confidentiality increases the proportion of 'true' responses obtained.

# VOTER EXPECTATION INDEX

Do you think that your governor has fulfilled your expectations based on their manifesto since he/she took office?

**YES**  
**58%**

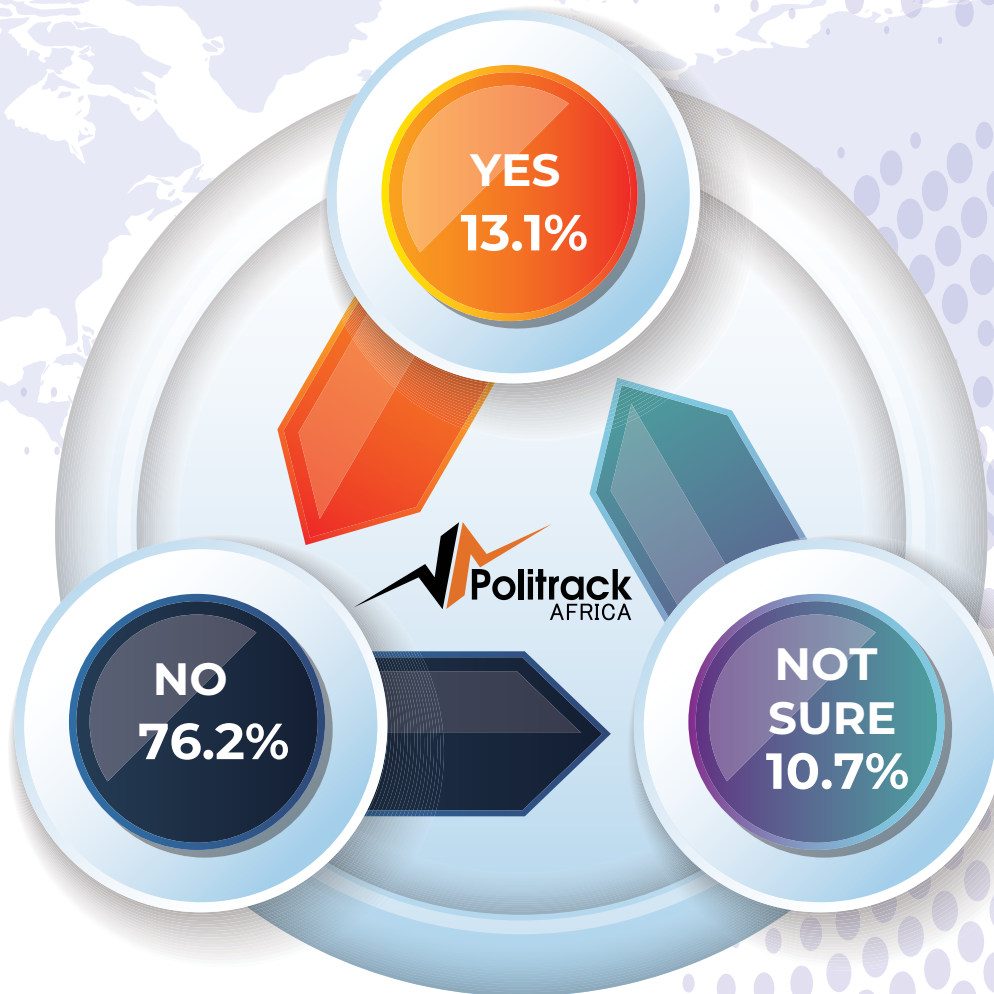


**NO**  
**17%**

**NOT SURE**  
**25%**

# PUBLIC PARTICIPATION INDEX

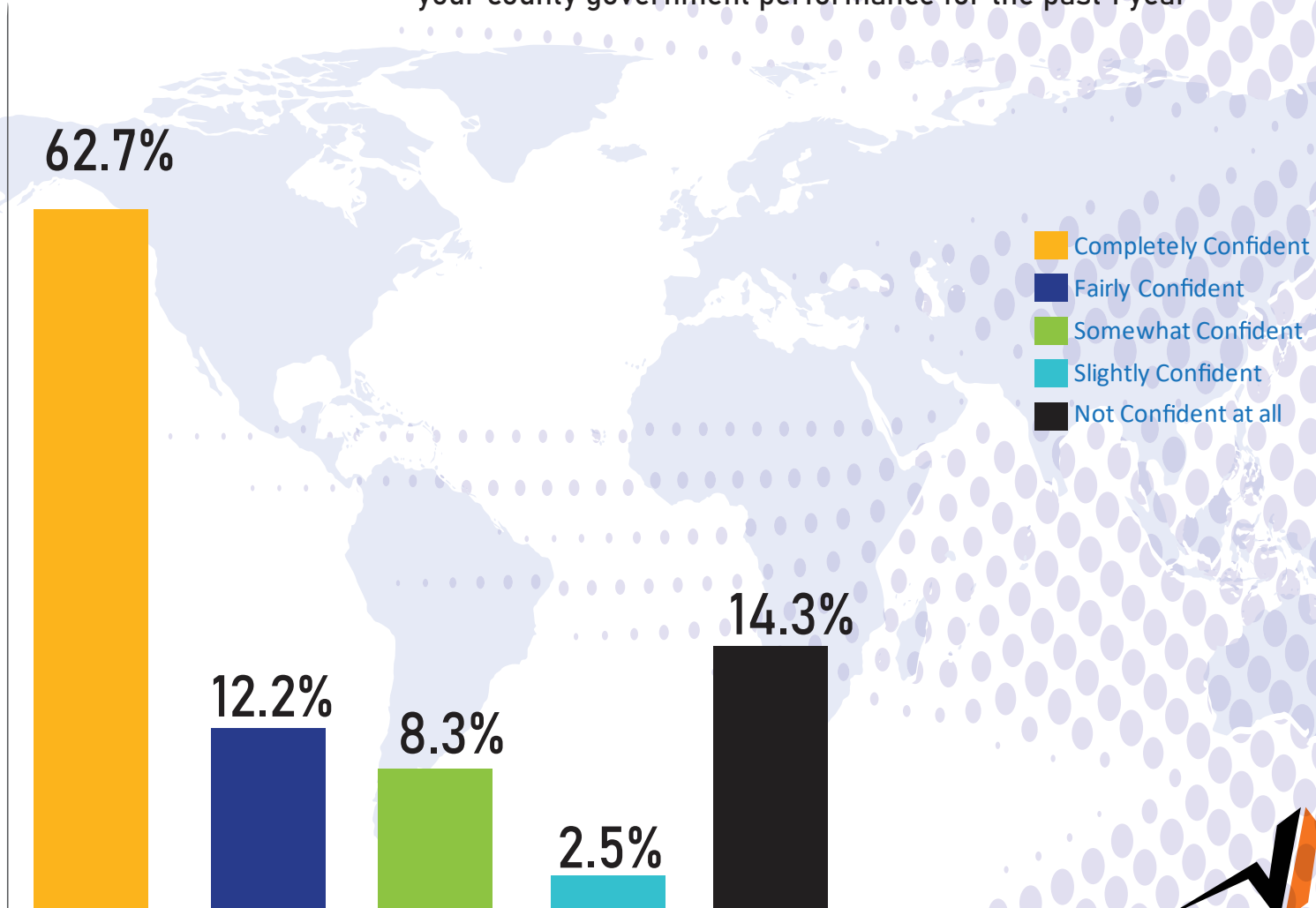
Have you had any involvement in public participation forums within your county for the past 1 year?





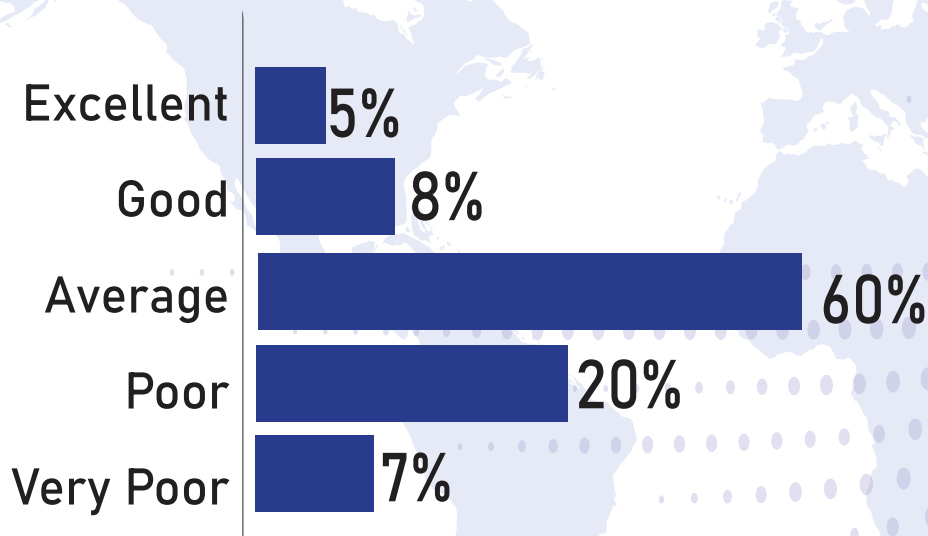
# POLITRACK OPTIMISM INDEX

On a scale of 1-10, where 10 reps the highest and 1 the lowest, how confident are you with your county government performance for the past 1 year



# FIGHT AGAINST CORRUPTION IN COUNTIES

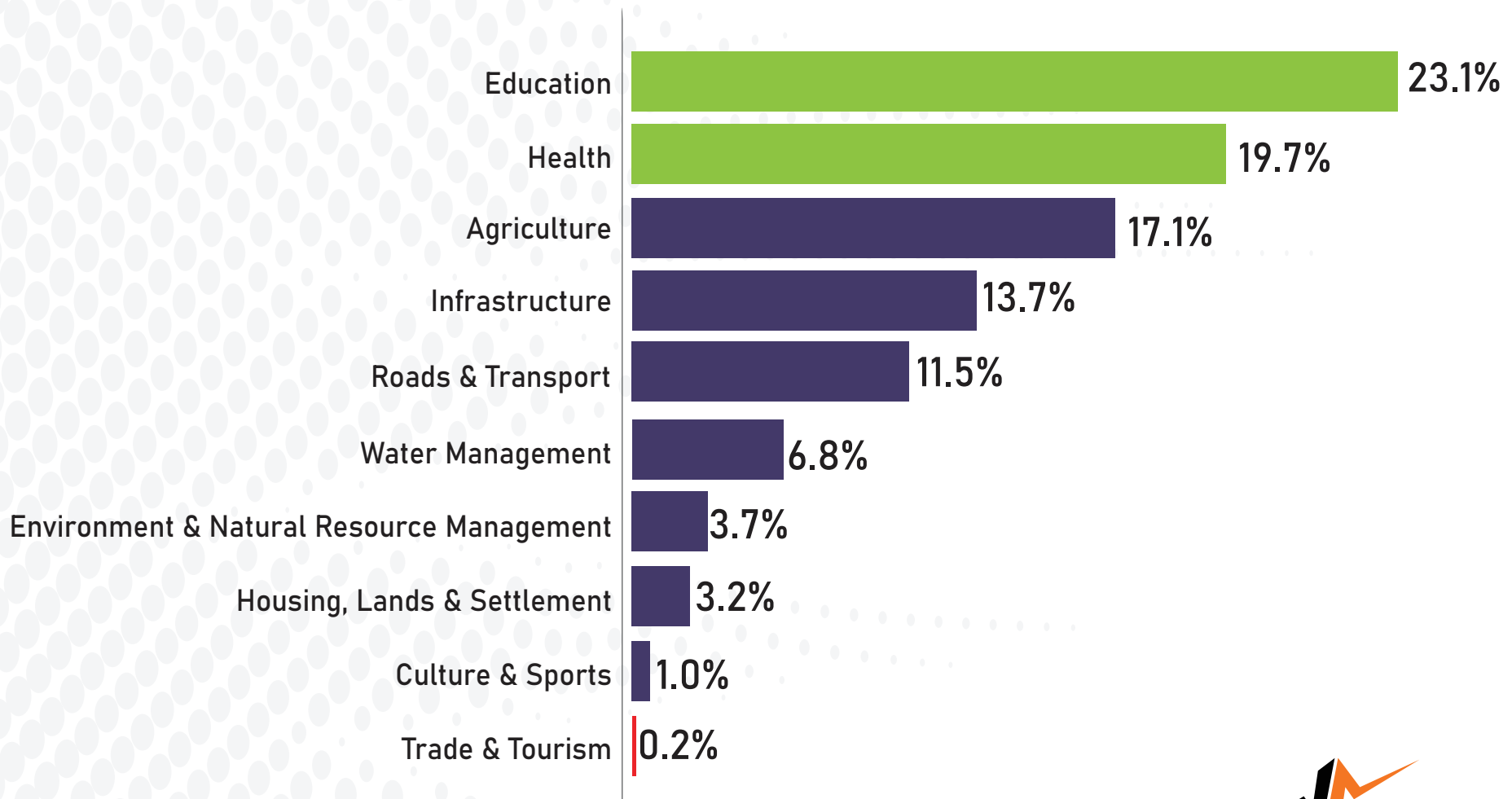
In your opinion, how has your governor handled the fight against corruption in the county government?



- 6 out of 10 Kenyans (60%) perceive the county governments as having handled the fight against corruption "averagely".
- A majority (56%) believe that the newly elected county government is better able to fight corruption than the last government


# DEVOLVED FUNCTIONS RATING

Which area(s) of the devolved government would you say that your governor/county has performed well in the last 1 year?



1.

## KAKAMEGA COUNTY : APPROVAL RATING



H.E FCPA FERNANDES BARASA


72.3%

### Top Projects Mentioned

- Lobbying for major projects from National Government such as low cost housing and revival of sugar factories.
- Issuance of assistive devices to persons living with disability.
- Construction of a fertilizer manufacturing plant
- Governors cup tournaments
- Timely Delivery of medicines in hospitals
- Malezi bora initiative.
- One cow initiative program.
- Creation of new county revenue system to ease payment of government services.
- Kazi mashinani program which has employed over 2000 youths and women.
- County scholarship program.
- County shelter improvement program
- Supporting sugarcane farmers
- Expansion of water supply through provision of pipe water.

# 2.

## NAROK COUNTY : APPROVAL RATING



H.E GOV. PATRICK OLE NTUTU

70.2%

### Top Projects Mentioned

- THE AFYA UZAZI SALAMA PROGRAM.  
Timely provision of medical supplies, medical equipment, and medical staff needed to run the Afya Uzazi Salama Program.
- Commissioning of Limanet Water project and modern washrooms and the renovation of Limanet Slaughter House.
- Expansion of road networks especially the Topoti - Mahewa road and the Mahewa - Narianta trading center road , both in Olorropil ward.
- Procurement of various medical supplies and distribution across the health centers across the county.
- Construction of Osanankururi Bridge.
- Provision of water supply in Suswa Ward .
- Expansion of Limanet Market which has supported many local traders.
- Renovation of Ole Ntimama Stadium in Narok Town.
- Implementation of the Maasai Mara ecosystem management plan that has ensured sustainable use of the Mara as a natural resource enabling the local community and tourists to benefit from the resource.

# 2.

## ISIOLO COUNTY : APPROVAL RATING



H.E GOV. ABDI HASSAN GUYO

70.2%

### Top Projects Mentioned

- Commissioning of the KCC factory and the launch of camel milk powder.
- The Building Drought Resilience (DRIC) project .
- Operationalization of Isiolo Export Abattoir .
- Launch of ECDE feeding programs.
- Drilling of boreholes and rehabilitation of water infrastructure.
- Expansion of isiolo international airport
- Lobbying for the construction of Isiolo County Aggregation and industrial park.
- Pushing for the completion of Isiolo modern market.

# 3.

## MANDERA COUNTY : APPROVAL RATING



H.E GOV. MOHAMED ADAN KHALIF

68.7%

### Top Projects Mentioned

- Elimu Kwa Wote Initiative; Free education to all secondary school students.
- ECDE School Meals Feeding Program.
- Launch Of The Takaba Water Supply Master Plan.
- The Orphan Families Economic Strengthening (OFES) Program.
- Land dispute settlement.
- Operationation of the Mandera livestock market.
- Establishment of magistrate and Kadhi court in Elwak, Lafey and Takaba.
- Championing for peaceful co- existence amongst communities.

# 4.

## MOMBASA COUNTY : APPROVAL RATING



H.E GOV. ABDULLSWAMAD NASSIR

68.5%

### Top Projects Mentioned

- Mombasa care a comprehensive NHIF cover.
- Free healthcare for children under 5 years of age.
- Commissioning of Mombasa GBV Rescue center in Maunguja, kisauni sub-county
- Issuance of bursaries to secondary and college students.
- School Mentorship program.
- Easing of business trade within Mombasa county for both locals and foreigners.
- Financing small scale traders to boost their business.
- Lobbying major infrastructure projects from national Governments and world bank.



# 5.

## NAIROBI COUNTY : APPROVAL RATING



H.E GOV. JOHNSON SAKAJA

68.2%

### Top Projects Mentioned

- DISHI NA COUNTY PROGRAM .  
A school feeding program that sees pupils in public primary schools and ECDE revive a free nutritious meal daily.
- Deploying of more Traffic Marshalls.
- Installation of new lights across the city.
- Maintainance of drainages through rehabilitation, desilting and flushing within Nairobi County.
- Procurement of new city council vehicles to drive efficiency and replace the battered, dilapidated vehicles on the road and to better serve the people of Nairobi .
- Introduction of more tippers and garbage collection trucks and employment of more youths in bid to manage solid waste within Nairobi County.

6.

## MURANG'A COUNTY : APPROVAL RATING



H.E GOV. IRUNGU KANG'ATA

67.0%

### Top Projects Mentioned

- Introduction of a New Revenue Management System/ Automation of Revenue Collection.
- Murang'a County Scholarship Fund
- Kang'ata Care Program
- Construction of ECDE facilities in Murang'a County.
- Issuance of bursaries.
- Implementation of smart city program across different constituences.
- Automation of Murang'a Level 5 hospital services.

# 7.

## ELGEYO MARAKWET COUNTY : APPROVAL RATING



H.E GOV. WESLEY ROTICH

66.8%

### Top Projects Mentioned

- Procurement of Medical equipment Installation for Kaptarakwa Sub- County Hospital.
- Launch of Malezi Bora Initiative for lactating and expectant mothers, and children under 5 yrs of age
- TUJIAJIRI PROGRAM for the youth empowering them to undertake various technical courses in TVETS and Vocational training sectors (VTCs ).
- Distribution of 50-kilo bags of potato seeds and heifers to Kapsowar farmers.
- Coffe seedlings distribution in upper Sambirir ward.

8.

## SAMBURU COUNTY : APPROVAL RATING



H.E GOV. JONATHAN LATI LELELIT

66.6%

### Top Projects Mentioned

- Pre-school feeding program at Maralal.
- Introduction of Livestock treatment programme
- Naisunyai water supply extension project.

# 2.

## HOMABAY COUNTY : APPROVAL RATING



H.E GOV. GLADYS WANGA

66.1%

### Top Projects Mentioned

- Equipping of Rachuoyo South Sub County Hospita with a theater and a 60-bed capacity ward.
- Purchase of tractors equipped with modern emplements to reduce manual labour for Homabay county farmers.
- Construction of a state-of-the-art accident and emergency center at the Homa bay county Referral hospital.

# 10.

## KISII COUNTY : APPROVAL RATING



H.E GOV. PAUL SIMBA ARATI

59.9%

### Top Projects Mentioned

- Revamp of the Kisii Agriculture Training Centre (ATC) for purposes of training and capacity building for farmers and interested groups from Kisii and the neighbouring counties in the Lake Region Economic Bloc.
- Ajiri youth empowerment program
- Completion of mother and child facility at Kisii teaching and referral hospital(KTRH).
- Construction of dispensaries in Monyerero ward, Sensi ward, Bogetenga ward, Moticho ward among others

# 11.

## KIRINYAGA COUNTY : APPROVAL RATING



H.E GOV. ANNE WAIGURU

59.4%

### Top Projects Mentioned

- Construction of the state of the Art Keruguya County Referral Hospital.
- Construction of modern markets across the county among them including Kagio Cereals Market, Kutus market, Kerugoya Market, Makutano Market, Kagumo Market among others .
- Nyorosha Barabara Mashinani Initiative. A program that has led to the rehabilitation of many feeder roads within Kirinyaga county .

# 12.

## TAITA TAVETA COUNTY : APPROVAL RATING



H.E GOV. ANDREW MWADIME

58.8%

### Top Projects Mentioned

- Drilling of boreholes initiative within the county.
- Distribution of Gala goats to over 200 households in Mata Ward. The goats are not only climate resilient but are meant to boost nutrition and food security in the semi-arid area of Taveta Sub County
- Completion of Mghange Dawida Milk Cooling Plant and Value Addition Plant.



# 13.

## KITUI COUNTY : APPROVAL RATING



H.E. GOV. JULIUS MALOMBE

58.7%

### Top Projects Mentioned

- Kitui County erected a cancer center at the county's referral facility in Kitui town.
- Repair of the Kalisasi street lighting line in Mwingi.
- The Mwingi Slaughterhouse borehole project.

# 14.

## KISUMU COUNTY : APPROVAL RATING



**H.E GOV. PETER ANYANG' NYONG'O**

**58.5%**

### Top Projects Mentioned

- Distribution of Learning Materials to ECDE Centers.
- Launch of the Ogango- Kasule water project .
- Distribution of Food Towards ECD Feeding Program across the county.

# 15.

## KWALE COUNTY : APPROVAL RATING



**H.E GOV. FATUMA MOHAMED ACHANI**

**57.0%**

### Top Projects Mentioned

- Issuance of hybrid dairy cows and galla goats to farmers in Bongwe/Gombato, Ukunda, Dzombo, Pongwe/Kikoneni and Kubo South Wards.
- Construction of modern community libraries projects in all Sub Counties that are well equipped with reading materials.
- Construction of a new outpatient block at the Mlungunipa Dispensary in Gombato/Bongwe Ward in Msambweni Sub County.
- Renovation works of the male ward at the Kwale Sub County Hospital in Matuga Sub County.

# 16.

## NAKURU COUNTY : APPROVAL RATING



H.E GOV. SUSAN W. KIHKA

56.8%

### Top Projects Mentioned

- Introduction of SMS PROMPTS in various public hospitals where the majority of underserved mothers and babies receive care.
- Distribution of sports equipment across various wards in Bahati sub-county.
- Provision of clean water through Mwireri borehole water project in Kabazi ward, Subukia sub county.

# 17.

## MAKUENI COUNTY : APPROVAL RATING



**H.E GOV. MUTULA KILONZO JUNIOR**

**56.3%**

### Top Projects Mentioned

- Revamp of coffee farming in Makueni County.
- Commissioning of Kanthuni borehole in Mavindini Ward.
- State of the art maternity and newborn unit at Tawa Mbooni.

# 18.

## KIAMBU COUNTY : APPROVAL RATING



H.E GOV. KIMANI WAMATANGI

55.5%

### Top Projects Mentioned

- Renovations of Bus Parks especially in Makongeni in Kamenu ward, Thika sub-county as well as in Kiambu and Kikuyu sub-county Townships.
- Construction of ECDE centers within the county.
- Issuance of bursary funds especially to day school students.

# 19.

## WEST POKOT COUNTY : APPROVAL RATING



H.E GOV. SIMON KACHAPIN

55.0%

### Top Projects Mentioned

- Provision of water across the county and construction of ECDE centers in West Pokot County.
- Issuance of funds especially in Siyoi and Kapenguria Wards to support the primary schools infrastructural development.
- Enhancement of security intervention measures and peace reconciliation to address the escalating security concerns within West Pokot County.

# 20.

## NYERI COUNTY : APPROVAL RATING



H.E GOV. MUTAHI KAHIGA

54.6%

### Top Projects Mentioned

- Distribution of ECDE materials across the county as well as recruitment of more human resources for the ECDE centers.
- Commissioning of the multi-million Field Marshal Muthoni wa Kirima Transport Terminus.
- Allocation of Elimu Bursary Funds to cushion needy students.



1.



**H.E FCPA FERNANDES BARASA**  
**KAKAMEGA COUNTY**

**72.3%**

2.



**H.E GOV. PATRICK OLE NTUTU**  
**NAROK COUNTY**

**70.2%**

2.



**H.E GOV. ABDI HASSAN GUYO**  
**ISIOLO COUNTY**

**70.2%**

3.



**H.E GOV. MOHAMED ADAN KHALIF**  
**MANDERA COUNTY**

**68.7%**

4.



**H.E GOV. ABDULLSWAMAD NASSIR**  
**MOMBASA COUNTY**

**68.5%**

# TOP 20 GOVERNORS APPROVAL RATINGS

5.



H.E JOHNSON SAKAJA  
NAIROBI COUNTY

68.2%

6.



H.E GOV. IRUNGU KANG'ATA  
MURANG'A COUNTY

67.0%

7.



H.E GOV. WISLEY ROTICH  
ELGEYO MARAKWET COUNTY

66.8%

8.



H.E GOV. JONATHAN LATI LELELIT  
SAMBURU COUNTY







66.6%

9.

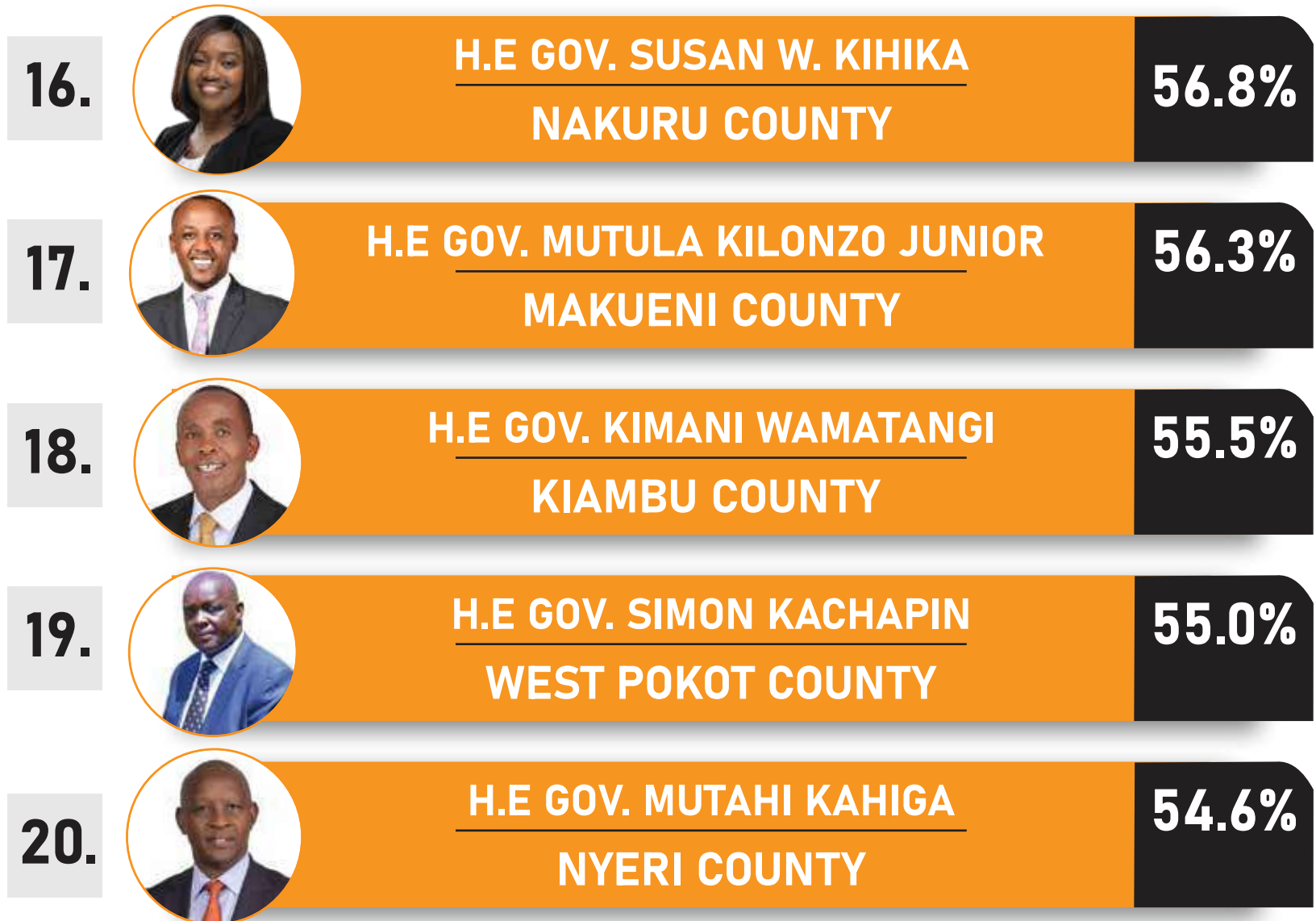


H.E GOV. GLADYS WANGA  
HOMABAY COUNTY

66.1%

10.		<b>H.E GOV. PAUL SIMBA ARATI</b> <b>KISII COUNTY</b>	<b>59.9%</b>
11.		<b>H.E GOV. ANNE WAIGURU</b> <b>KIRINYAGA COUNTY</b>	<b>59.4%</b>
12.		<b>H.E GOV. ANDREW MWADIME</b> <b>TAITA TAVETA COUNTY</b>	<b>58.8%</b>
13.		<b>H.E GOV. JULIUS MALOMBE</b> <b>KITUI COUNTY</b>	<b>58.7%</b>
14.		<b>H.E GOV. PETER ANYANG' NYONG'O</b> <b>KISUMU COUNTY</b>	<b>58.5%</b>
15.		<b>H.E GOV. FATUMA MOHAMED ACHANI</b> <b>KWALE COUNTY</b>	<b>57.0%</b>

# TOP 20 GOVERNORS APPROVAL RATINGS



# TOP 20

## GOVERNORS APPROVAL RATING 2023

